

**A-31050**

**FAA APPROVED SUPPLEMENTAL AIRPLANE  
FLIGHT MANUAL**

**FOR**

**Piper PA-18 Super Cub Equipped With AEROCET 2200  
Seaplane Floats**

Option included for the following STC's:

SA00997CH, Wipaire Increase Gross Weight to 2000 lbs

SA01633SE, Cub-Crafters Increase Gross Weight

Either of the following STC's required for the Aerocet floats:


SA4615NM, F. Atlee Dodge aft float fitting

SA02262AK, Northern Airframes, LLC Weld on float fittings

Registration No. \_\_\_\_\_

Serial No. \_\_\_\_\_

The information contained in this document is FAA approved material which must be applied together with the basic FAA approved airplane placards, markings and FAA approved Airplane Flight Manual. This supplemental manual must be carried in the airplane when it is modified by the installation of the Aerocet Model 2200 seaplane floats in accordance with Supplemental Type Certificate (STC) No. SA02000 SE. The information contained in this document supersedes the basic airplane markings, placards and Flight Manual covered in the items contained herein. For Limitations, Procedures, and Performance information not contained in this supplement, consult the basic airplane markings and placards, and Flight Manual plus any applicable increased gross weight STC's Flight Manual Supplements.

FAA Approved: 

for - Manager, Seattle Aircraft Certification Office

Date: 4/29/09


PS 100

ISSUE DATE:		<b>AEROCET</b> INCORPORATED	Page	
4/21/09			2 of 8	
REVISION DATE:		TITLE: Supplemental Airplane Flight Manual	FILE NO. A-31050	
NA		SUBTITLE: Piper PA-18 on Model 2200 Floats	REVISION:	I/R

LOG OF REVISIONS PAGE

REV.	PAGES AFFECTED	DESCRIPTION	FAA APPROVED (DATE)
0	ALL	Initial Release (4/21/2009)	


FAA Approved Date: APR 29 2009

ISSUE DATE: 4/21/09	 <b>AEROCET</b> INCORPORATED	Page 3 of 8
REVISION DATE: NA		TITLE: Supplemental Airplane Flight Manual SUBTITLE: Piper PA-18 on Model 2200 Floats

## TABLE OF CONTENTS

TITLE PAGE	1
LOG OF REVISIONS	2
CONTENTS PAGE	3
SECTION 1 – GENERAL	4
SECTION 2 – NORMAL PROCEDURES	4
SECTION 3 – EMERGENCY PROCEDURES	5
SECTION 4 – LIMITATIONS	5

FAA Approved Date: APR 29 2009

		Page	
		4 of 8	
ISSUE DATE:	TITLE: Supplemental Airplane Flight Manual SUBTITLE: Piper PA-18 on Model 2200 Floats	FILE NO.	
4/21/09		A-31050	
REVISION DATE:		REVISION:	I/R
NA			

## SECTION 1. GENERAL

This supplemental manual, applicable to those Piper PA-18 airplanes equipped with Aerocet Model 2200 Seaplane Floats, provides information and limitations not included in the Basic Flight Manual or approved markings and placards.

**SECTION 2. NORMAL PROCEDURES:** (NOTE: these items supplement the basic flight manual normal procedures- be sure to follow those procedures except as noted below)

### **BEFORE ENTERING FLOATPLANE**

1. Inspect the floats and attachment for dents, cracks, punctures, etc.
2. Remove rubber plugs (which serve as stoppers on the standpipe in each float compartment) and pump out any accumulation of water. Reinstall rubber stoppers with enough pressure for a snug fit. (If there is an excess of water, investigate the leakage)
3. Inspect locker door latches – DETENTS ENGAGED, LATCHES TURNED CLOCKWISE TO STOPS.

#### NOTE:

An un-latched locker bay door will cause a howl and may bang against the float struts during flight. Aircraft should be returned to field in normal fashion to avoid potential damage, and to assess any possible problems. However, as with any situation, "FLY THE AIRCRAFT!" rather than make a rash decision. It is likely that little or no damage will occur to locker door.

### **STALL SPEEDS (FWD CG)**

Stall Speeds - Flaps "Full": 51 mph IAS at 2000 lbs.  
 Flaps 1st Notch: 55 mph IAS at 2000 lbs.

APR 29 2009

FAA Approved Date: \_\_\_\_\_

<b>AEROCET</b> INCORPORATED		Page
		5 of 8
ISSUE DATE: 4/21/09	TITLE: Supplemental Airplane Flight Manual	FILE NO. A-31050
REVISION DATE: NA	SUBTITLE: Piper PA-18 on Model 2200 Floats	REVISION: I/R

### SECTION 3. EMERGENCY PROCEDURES:

Emergency procedures in the FAA approved airplane placards and/or Flight Manual generally apply except for airspeeds which may be different.

EMERGENCY LANDINGS ON WATER should be done with water rudders up, aircraft slightly tail low on touchdown, and control wheel held full aft as the floatplane decelerates on the water.

EMERGENCY LANDINGS ON LAND should be done with water rudders up, aircraft in a level attitude on touchdown, and the control wheel full aft after contact.

If damage occurs to the floats causing compartments to flood, aggressively shift the weight (people & baggage) in the opposite direction of damage in order to balance the aircraft over the buoyant compartments.

### SECTION 4. LIMITATIONS

#### **MAXIMUM WEIGHT:**

Consult basic flight manual or applicable increased gross weight STC

SA00997CH, Wipaire Increase Gross Weight to 2000 lbs.

SA01633SE, Cub-Crafters Increase Gross Weight Limited to 2000 lbs.

**EMPTY WEIGHT:** see actual WT. & balance form for aircraft

#### **BAGGAGE:**

IN EACH FLOAT 100 LBS. per float

(CAUTION: Assure CG range is proper when loading)

The float compartment is at the following location:

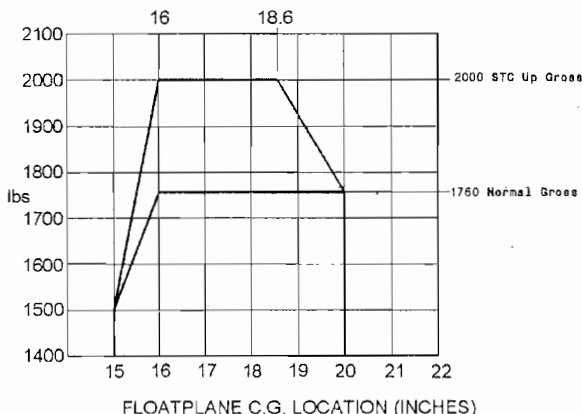
The centerline of the compartment is 8.3" aft of the aircraft datum (wing leading edge): 100lb = 830 in lb.

FAA Approved Date: APR 29 2009

<b>AEROCET</b> INCORPORATED		Page	
		6 of 8	
ISSUE DATE:	4/21/09	FILE NO.:	A-31050
REVISION DATE:	NA	TITLE:	Supplemental Airplane Flight Manual
		SUBTITLE:	Piper PA-18 on Model 2200 Floats
		REVISION:	I/R

**CENTER OF GRAVITY LIMITS:**

Center of Gravity Range (all distances are measured aft of datum): See following CG diagram. The stock Piper PA-18 CG changes to FWD CG to 15.0" at 1500 lbs or less to 16.0" at 1760 lbs and AFT CG 20" at 1760 lbs to 20" at 1500 lbs or less. For the increased gross weight STCs, the CG range is limited by the gross weight STC or the following, whichever is less: FWD CG to 15" at 1500 lbs or less to 16" at 2000 lbs and AFT CG to 18.6" at 2000 lbs to 20" at 1760 lbs or less. The float step at the keel is 33.71" aft of the aircraft datum; aircraft datum is the leading edge of the wing with the aircraft properly leveled.



**AIRSPEED LIMITS:**


No Change.

**AIR SPEED INDICATOR MARKINGS:**

No Change.

APR 29 2009

FAA Approved Date: \_\_\_\_\_

		Page	7 of 8
		FILE NO.	A-31050
ISSUE DATE: 4/21/09	TITLE: Supplemental Airplane Flight Manual	REVISION:	I/R
REVISION DATE: NA	SUBTITLE: Piper PA-18 on Model 2200 Floats		

**PLACARDS:**

Locate Aerocet P/N 35-70006 Placard near retract handle clip:


"WATER RUDDER  
ALWAYS UP  
EXCEPT  
WATER TAXIING"

On each float locker

MAXIMUM BAGGAGE: 100 LBS  
ARM: 8.3 in. AFT OF DATUM

APR 29 2009

FAA Approved Date: \_\_\_\_\_

ISSUE DATE: 4/21/09	 <b>AEROCET</b> <small>INCORPORATED</small>	Page: 8 of 8
REVISION DATE: NA		TITLE: Supplemental Airplane Flight Manual
	SUBTITLE: Piper PA-18 on Model 2200 Floats	REVISION: I/R

This page intentionally left blank

  
INCORPORATED  
**Aerocet, Inc.**  
 Tel: 208-448-0400  
 Website: [www.aerocet.com](http://www.aerocet.com)

FAA Approved Date: APR 29 2009