

SERVICE LETTER SL53 65-47001

1. Release Date: 12/07/2021
2. Service Letter No.: SL53 65-47001
3. Subject: Corrosion Resistant Stainless Hydraulic Lines
4. Part/Assembly No.: 65-47001
5. Float Model Affected: 6650 on Daher KODIAK 100 AMPHIBIAN
6650 Model Floats, Serial Numbers – 180-181 and previous
6. Compliance: Mandatory Recommended Optional
7. Approval: All information provided is in accordance with approved data.
8. Corrective Action: Non-required.
9. Estimated Time Required: 10 hours (RHS and LHS)
10. Payments: Credit to Customer Under Warranty Customer Pays

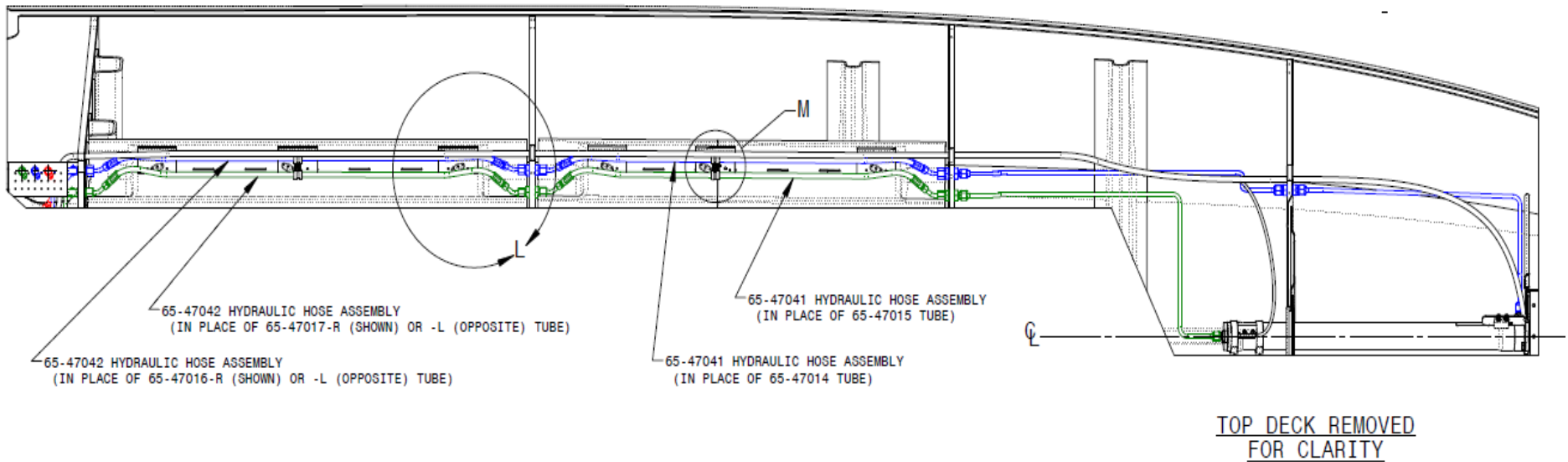
Aerocet is pleased to announce that all in-float aluminum lines are being changed to CRES (Corrosion Resistant Steel, AKA Stainless) lines and hoses that can be used to convert from the stock aluminum tubing of the 6650's as built to 65-47000. See Parts List. In addition to the lines, all the aluminum bulkhead fittings are changed to CRES versions.

Additionally, the aluminum tubing in the FWD lockers are changed to Hose Assemblies with larger Adel clamps to mount them:

EXCHANGE PARTS WHEN USING HOSE ASSEMBLIES AS SHOWN		
REMOVE	QTY.	REPLACE WITH
65-47014	1	65-47041
65-47015	1	65-47041
65-47016-L	1	65-47042
65-47016-R	1	65-47042
65-47017-L	1	65-47042
65-47017-R	1	65-47042
MS21919WDG4	4	MS21919WDG5

Following is an image that may help sourced from Dwg. No. 65-4700, Rev. L, 4/15/2021, Sht. 4 of 9.

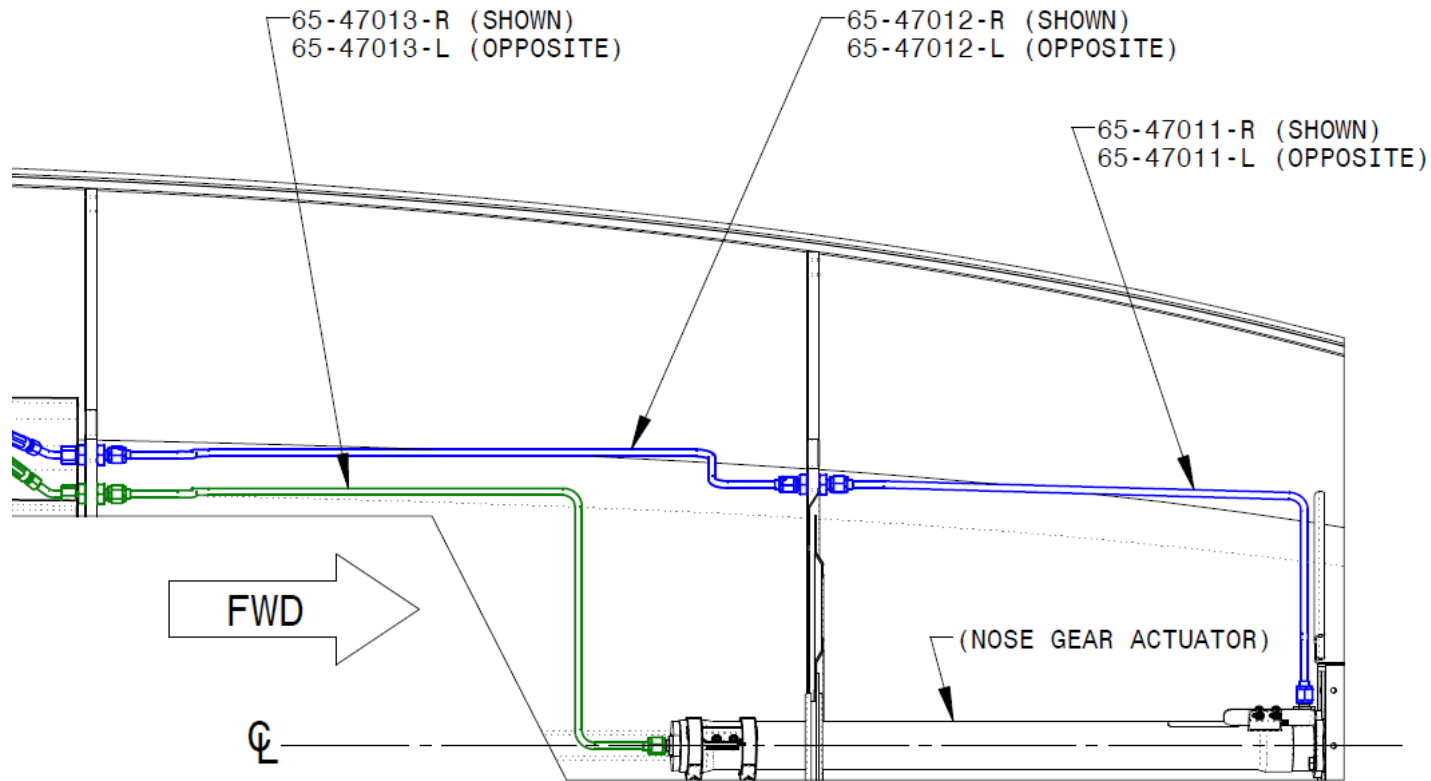
TOP VIEW
 SHOWING HYDRAULIC HOSE ASSEMBLY OPTIONS IN LOCKERS
 (USE PREVIOUS SHEET FOR ALL OTHER DETAILS)
 (FLOAT SHELLS HIDDEN FOR CLARITY)



Additional views follow.

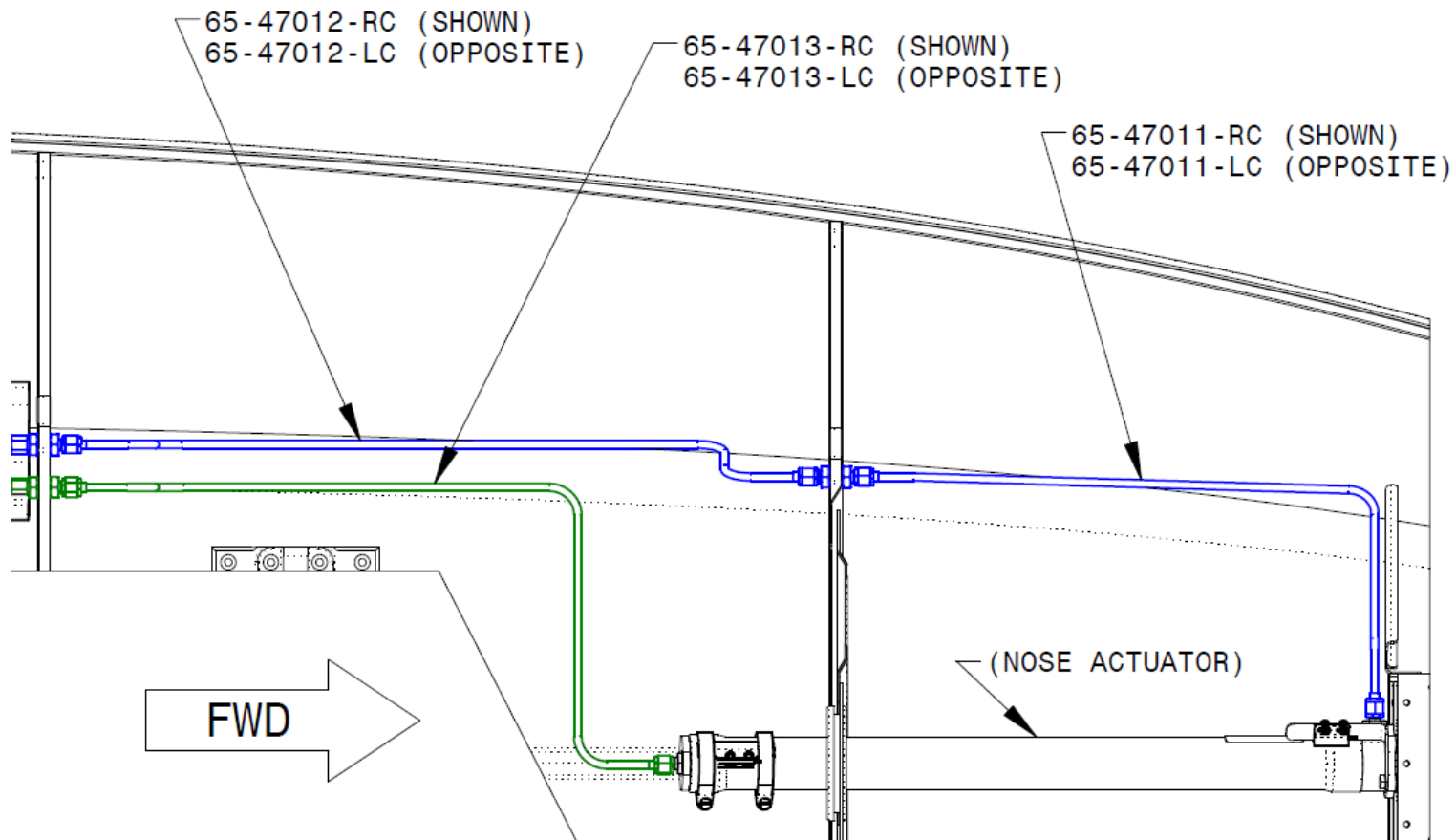
Bow Section:

Showing Aluminum Tubes



TOP DECK REMOVED
FOR CLARITY

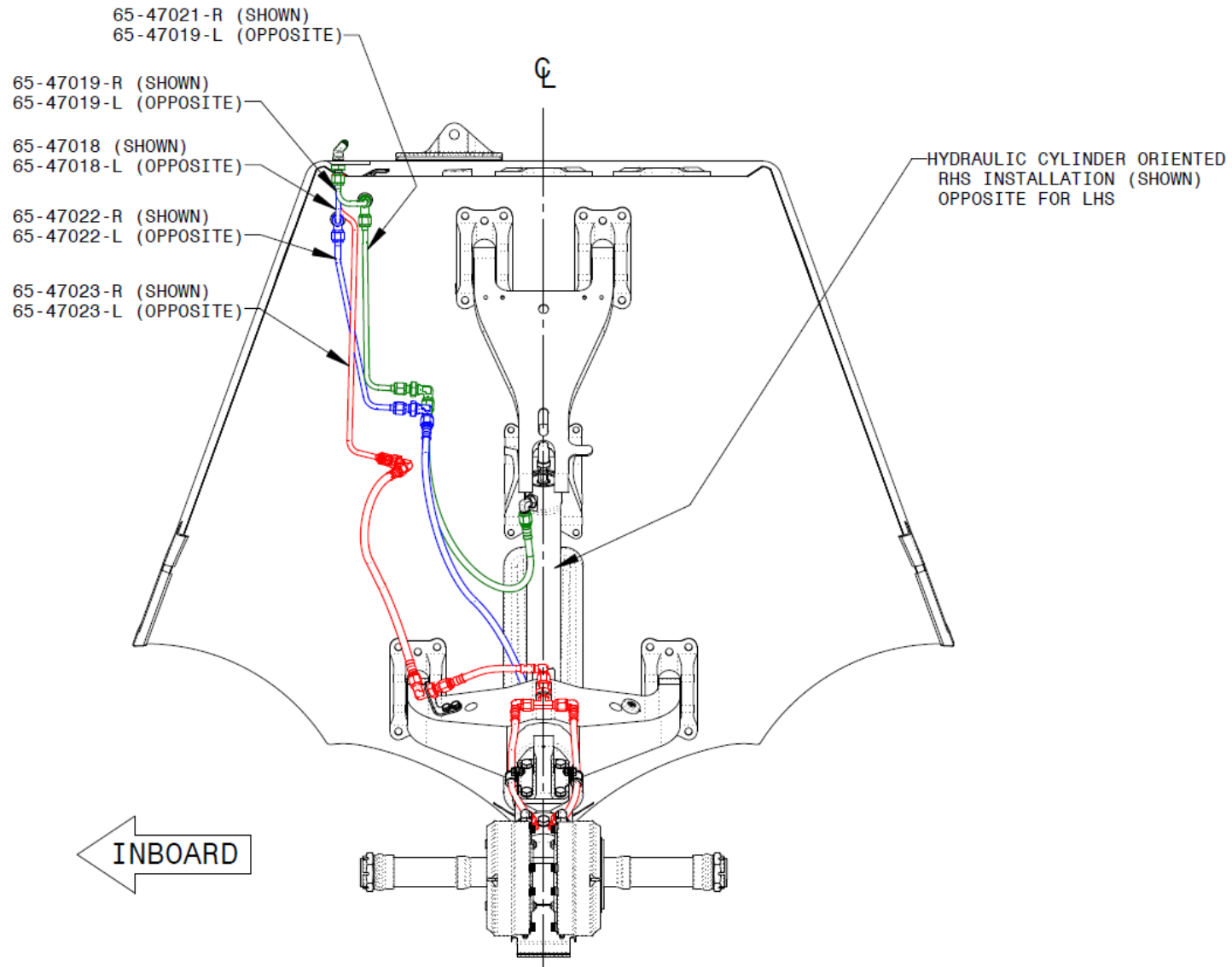
Showing CRES Tubes



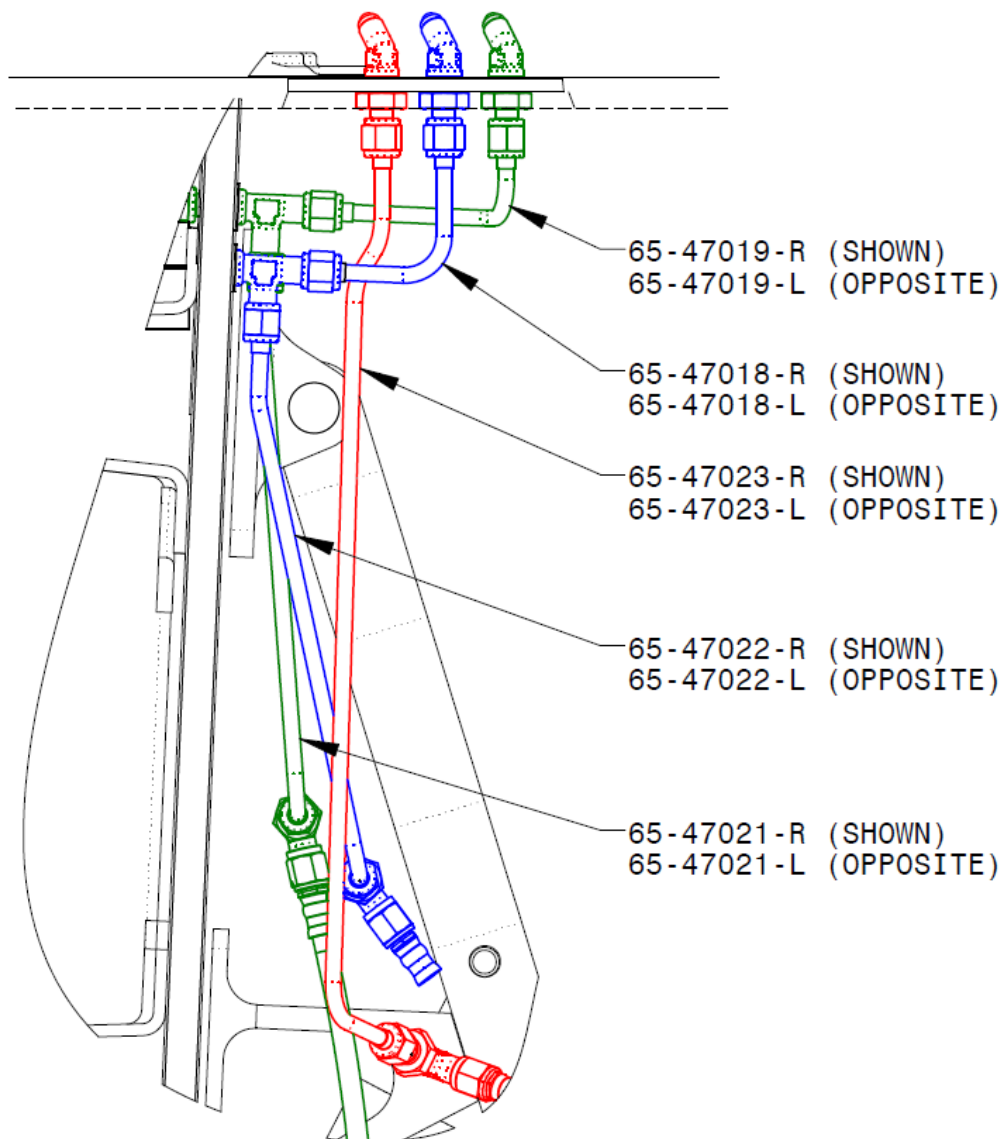
TOP SHELL REMOVED
FOR CLARITY

View Looking Forward from Behind the Main Gear

VIEW LOOKING FORWARD FROM BEHIND THE MAIN GEAR
GEAR BOX IS HIDDEN FOR CLARITY

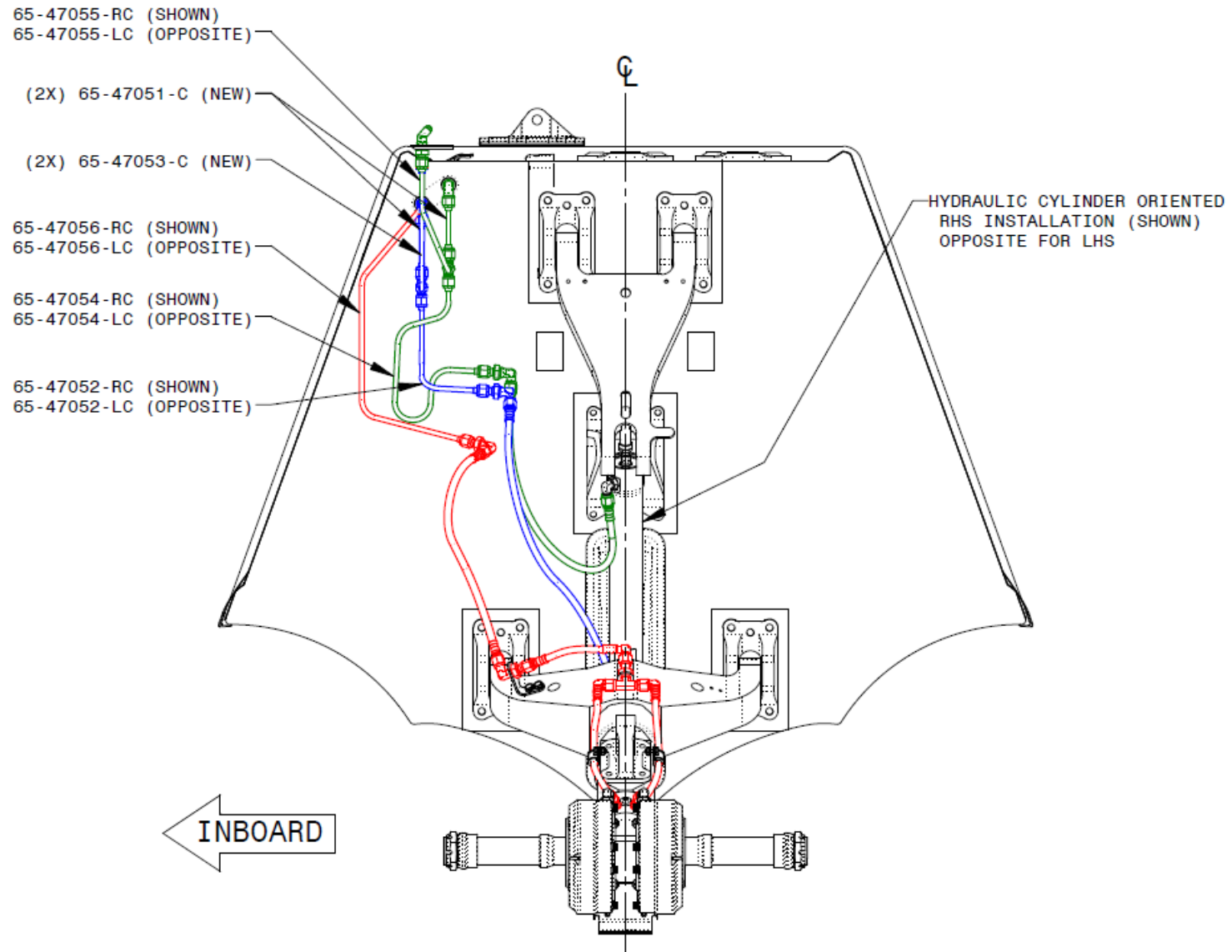


Showing the Original Aluminum from the Side:

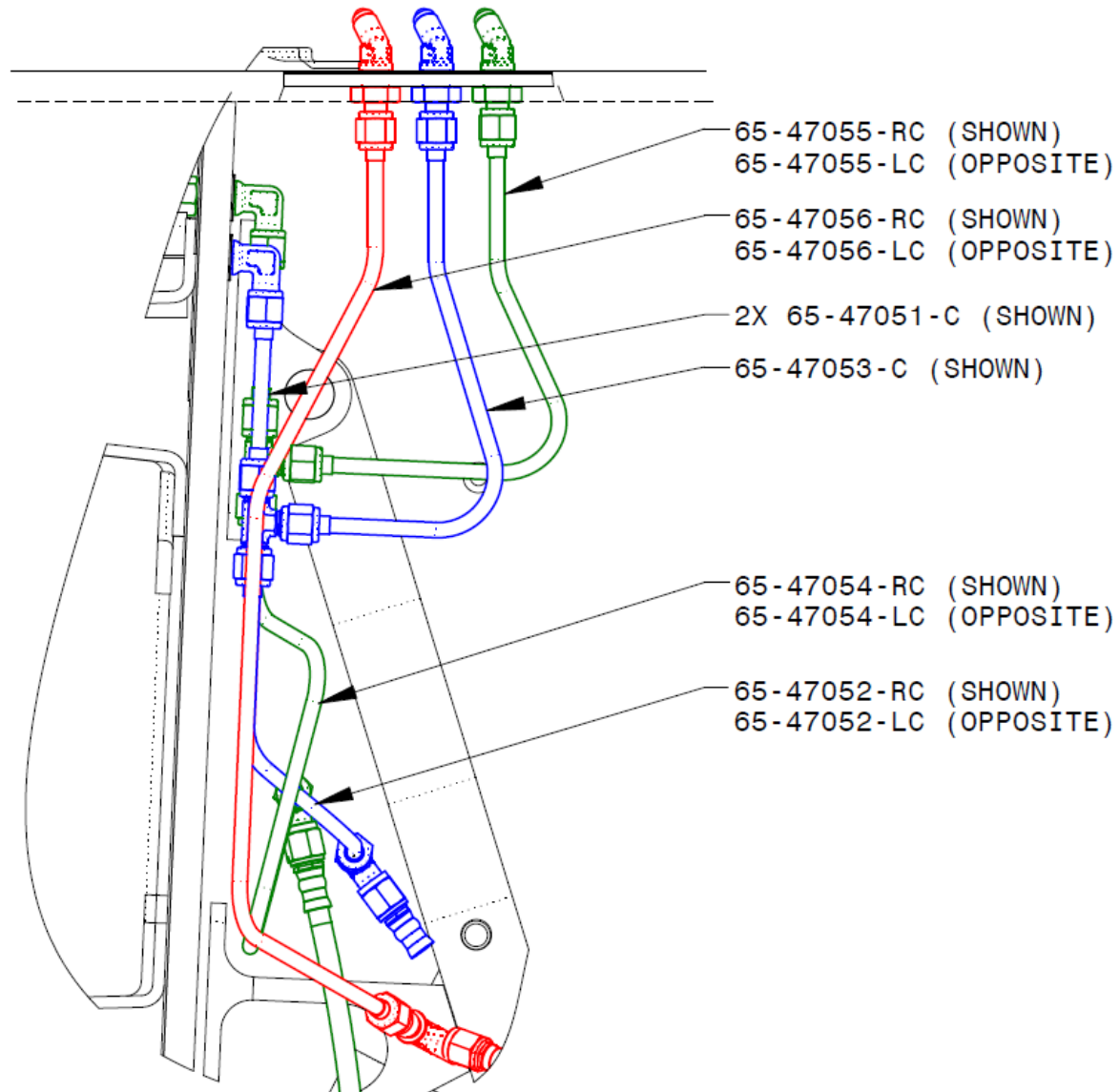


Showing the New Way – 65-47001 with CRES-Style Tubes:

VIEW LOOKING FORWARD FROM BEHIND THE MAIN GEAR
GEAR BOX IS HIDDEN FOR CLARITY



Side View of New tubes:



REFERENCE TABLE - CRES TUBES FOR ALUMINUM

65-47001-R QTY.	65-47001-L QTY.	PART NUMBER	DESCRIPTION	65-47000, ALL TUBES
-	1	65-47011-LC	TUBE, HYDRAULIC, GEAR, RETRACT, LINE 1, LHS, CRES	65-47011-L
1	-	65-47011-RC	TUBE, HYDRAULIC, GEAR, RETRACT, LINE 1, RHS, CRES	65-47011-R
-	1	65-47012-LC	TUBE, HYDRAULIC, GEAR, RETRACT, LINE 2, LHS, CORROSION RESISTANT	65-47012-L
1	-	65-47012-RC	TUBE, HYDRAULIC, GEAR, RETRACT, LINE 2, RHS, CRES	65-47012-R
-	1	65-47013-LC	TUBE, HYDRAULIC, GEAR, DEPLOY, LINE 1, LHS	65-47013-L
1	-	65-47013-RC	TUBE, HYDRAULIC, GEAR, DEPLOY, LINE 1, RHS, CRES	65-47013-R
2	2	65-47051-C	TUBE, HYDRAULIC, GEAR, DEPLOY LINE 5 OR RETRACT LINE 6	--
-	1	65-47052-LC	TUBE, HYDRAULIC, GEAR, RETRACT, LINE 7, RHS, CRES	65-47022-L
1	-	65-47052-RC	TUBE, HYDRAULIC, GEAR, RETRACT, LINE 7, RHS, CRES	65-47022-R
1	1	65-47053-C	TUBE, HYDRAULIC, GEAR RETRACT, LINE 8, CRES	--
-	1	65-47054-LC	TUBE, HYDRAULIC, GEAR DEPLOY, LINE 7, LHS, CRES	65-47021-L
1	-	35-47054-RC	TUBE, HYDRAULIC, GEAR DEPLOY, LINE 7, RHS, CRES	65-47021-R
1	1	65-47055-C	TUBE, HYDRAULIC, DEPLOY, LINE 8, LHS	65-47019-L 65-47019-R
-	1	65-47056-LC	TUBE, HYDRAULIC, BRAKE, LINE 1, LHS, CRES	65-47023-L
1	-	65-47056-RC	TUBE, HYDRAULIC, BRAKE, LINE 1, RHS, CRES	65-47023-R

PARTS KIT				
ITEM NO.	QTY	TYPE	PART NUMBER	DESCRIPTION
1	4	PART	65-47041	Flexible Hydraulic Hose
2	4	PART	65-47042	Flexible Hydraulic Hose
3	26	HRDWR	AN924-4J	NUT, FITTING
4	4	HRDWR	AS1035J040404	Tee, Flared Tube Cres
5	6	HRDWR	AS1040J0404	Elbow, Flared Tube, Bulkhead and Universal, 45° (A
6	10	HRDWR	AS5406J04	Union, Flared Tube, Bulkhead and Universal
7	8	HRDWR	MS21919WDG6	Wedge Clamp
8	14	HRDWR	NAS1149C0732R	Washer
9	1	ASSY	65-47001-IFHL	6650 Stainless Steel Hydraulic Line Kit

-END-